



EZHOMES LIMITED

www.ezhomesworld.com

info@ezhomesworld.com



EZHOMES 270

27,6 m² / 297.08 ft²



Certified and guaranteed

YOUR HOME IN A FEW DAYS

Ezhomes offers the most affordable solution to simplify your life and facilitate your real estate purchase process online, providing the best prices on the market.

Choose simplicity and efficiency. Choose Ezhomes!



QUICK INSTALLATION

Same day installation
once it is deliver



SERVICE & WARRANTY

24 hours, 7 days
Customer Support




CERTIFICATION

Tested and Approved



BEST PRICE

50M\$ / 433\$monthly*



EZHOMES 270

Area: 27,6 m² / 297.08 ft²

Net Indoor Area: 24.8m² / 266.94 ft²

Unfold Size (L*W*H): 5960mm x 4634mm x 2728mm
19' 6 41/64" x 15' 2 7/16" * 8'1 13/32"

Packing Size (L*W*H): 5960mm x 2300mm x 2728mm
9' 6 41/64" x 7' 6 35/64" x 8' 1 13/32"

Interior Ceiling Height: 2500mm / 8' 2 27/64"

Wind Load: 3.0K N/m² / 62,66 lb/ft²

Floor Load: 2.0K N/m² / 41,77 lb/ft²

Roof Dead Load: 0.5K N/m² / 10,44 lb/ft²

Snow Load: 1.5K N/m² / 31,33 lb/ft²

Roof Live Load: 0.5K N/m² / 10,44 lb/ft²

ALL-WEATHER RESILIENCE

The houses are designed to be resilient in all weather conditions with their iconic architecture and flexible design. They feature innovative structures and adapt to diverse environments, settings them apart from conventional designs. Combining architectural tradition, creativity and modern design.



Rapid installation
8-hour assembly



Seismic resistance
Grade9



Soundproofing
> 60db



Anticorrosion
20 years



Wind resistance
250kM/h



Snow load capacity
1 kM/m2



Fire resistance
Grade 3 (0.5 hours)



Service life
50 years III

LAYOUT PLAN



EXTERIOR: Customizable facades

Various exterior coverings are available to choose from, allowing you to personalize this house and customize it to your tastes and environment.



Facade metal board



Facade cladding composite bricks



Wood composite facade cladding

REFINED INTERIOR AND FURNITURE

Perfect exterior line
furniture according to the best trends



REFINED INTERIOR AND FURNITURE

Perfect exterior line
furniture according to the best trends



EXTERIOR LOOKING



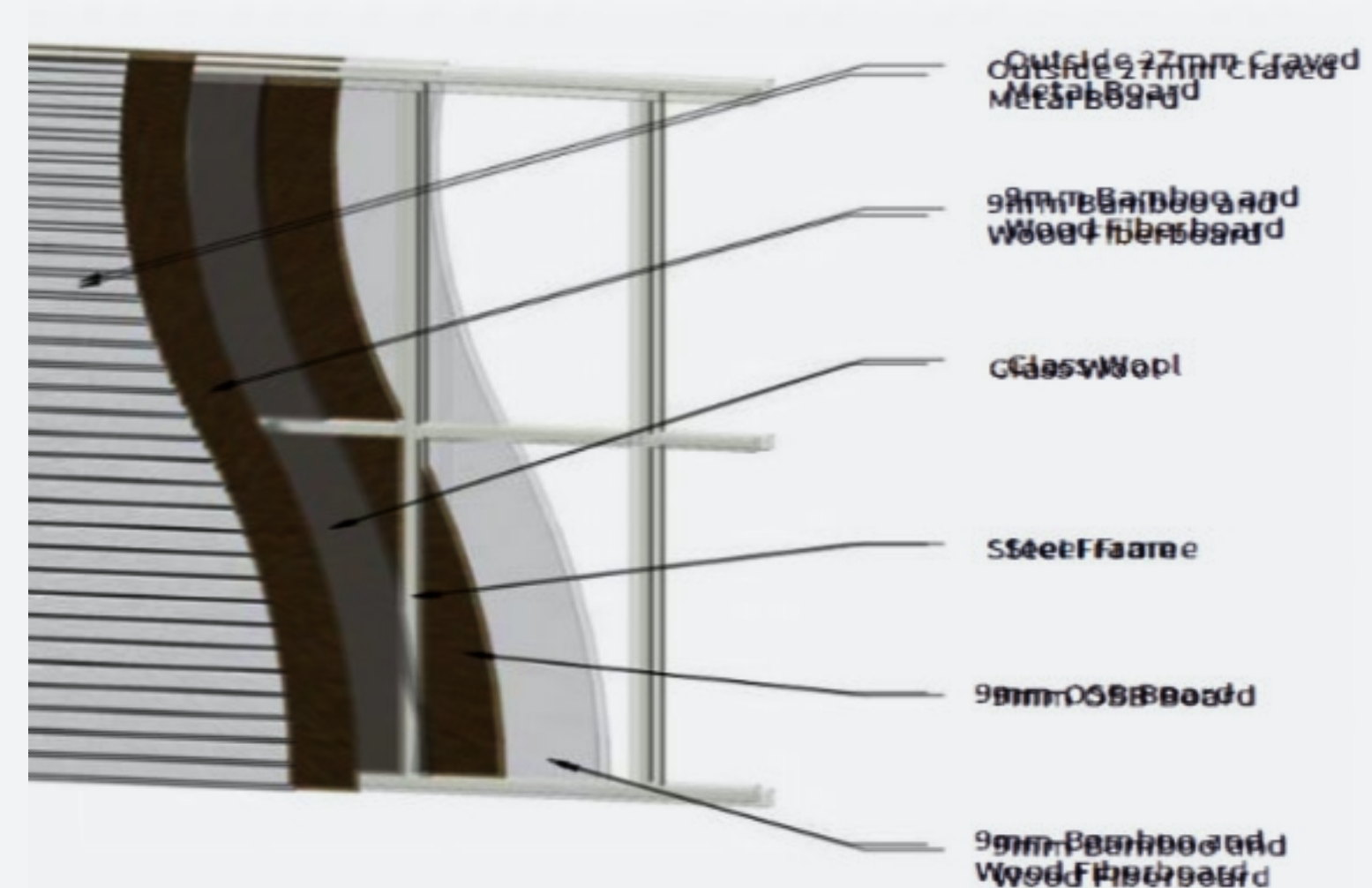


CEILING MODULE

3 In total, applied 80*80 steel frame (Q355, wall thickness 2.5mm), the square tube is galvanized and sprayed with plastic.

0.016'' Colored Steel Sheet (Surface AZMI00g/n-f+PE coated 20/5um)+ Steel Frame +3.14'' PU+ 0.35mm Bamboo and Wood Fiberboard (Width 23.62 '').

SECTION VIEW OF FOLDABLE WALLBOARD




DOOR & WINDOWS MODULE



Aluminum alloy door frame



5+9+5 Double-layer tempered glass



Sealing strip

Aluminum alloy sections



Aluminum alloy window frame



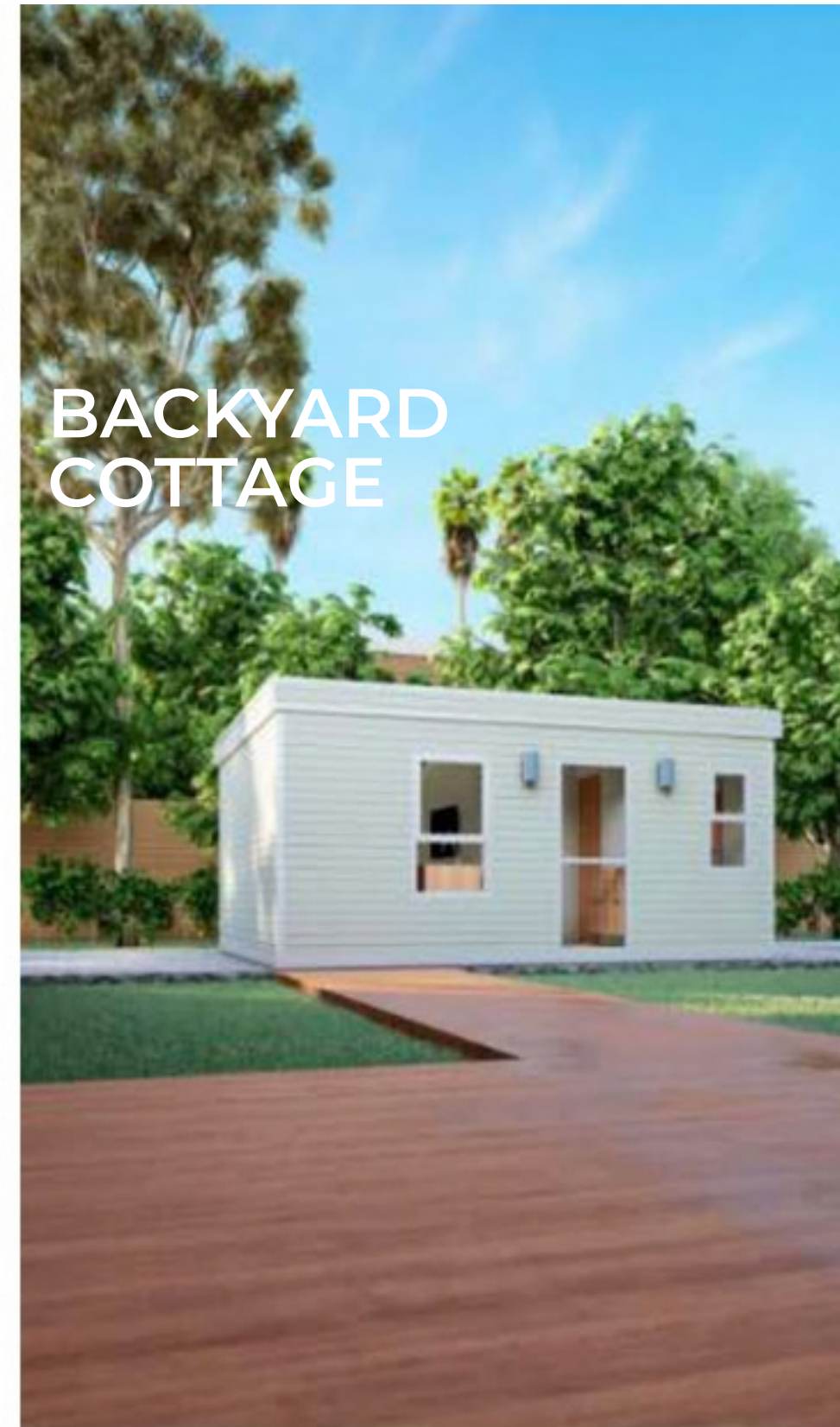
5+9+5 Double-layer tempered glass



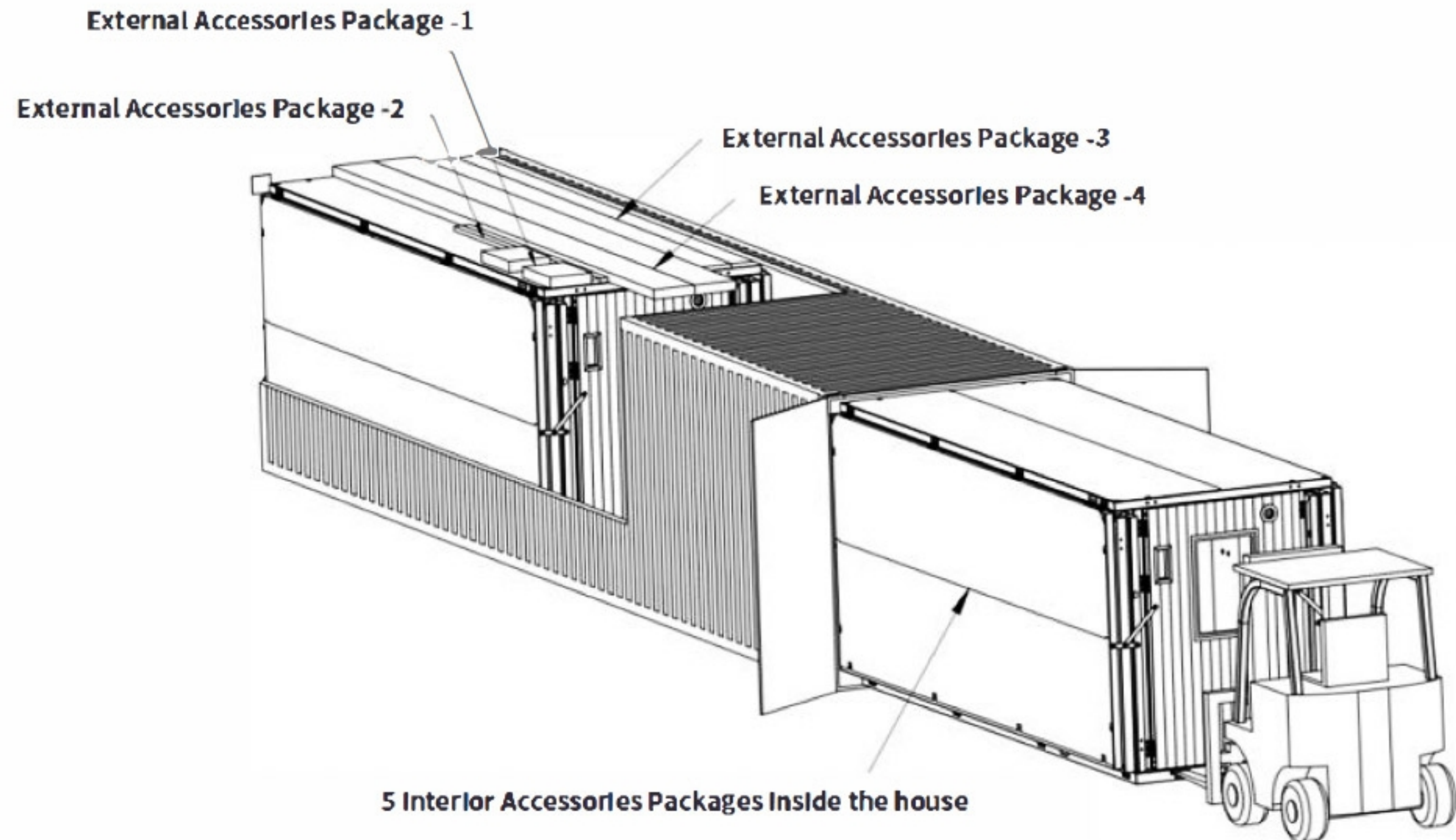

Sealing strip

Aluminum alloy sections

APPLICATION




PACKAGE PLAN



Package Plan

Package size: 235,43" X 84,05" X 100,59 "

40ft HQ container can accommodate 2 sets of SPD.



If you need more information about our services or want to schedule a consultation, please contact our team.

EZHOMES LIMITED

www.ezhomesworld.com

info@ezhomesworld.com



Reserve
yours today